

ドームハウスシリーズ 立山 43FT



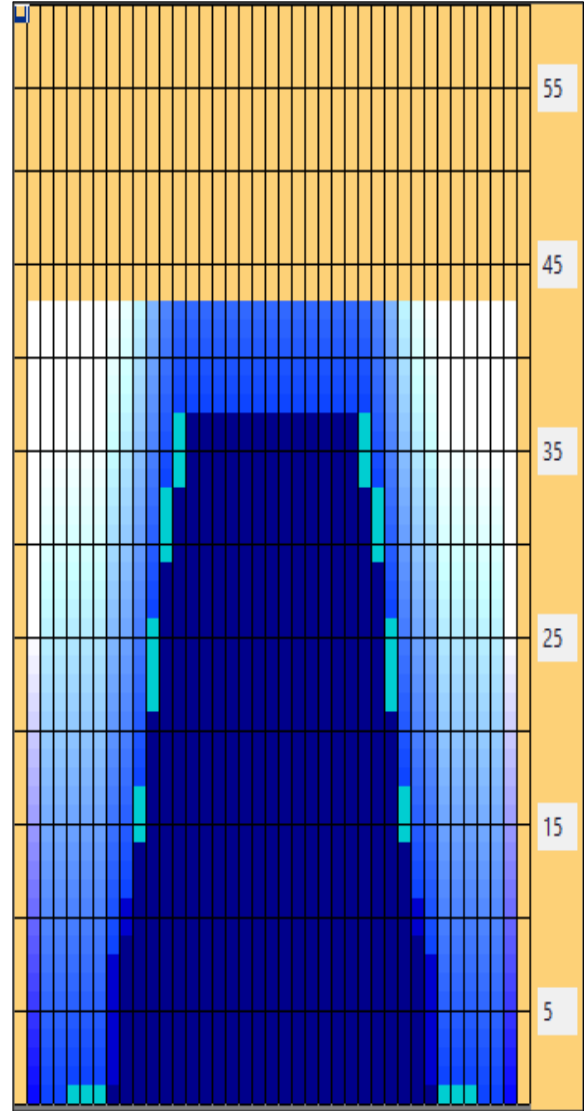
Oil Pattern Distance:	43 Feet	Reverse Brush Drop:	38 Feet	Oil Per Board:	40 uL
Forward Oil Total:	12.49 mL	Reverse Oil Total:	6.76 mL	Volume Oil Total:	19.25 mL
Forward Boards Crossed:	304 Boards	Reverse Boards Crossed:	169 Boards	Total Boards Crossed:	473 Boards

	Start	Stop	Loads	Mics	Speed	Crossed	Start	End	Feet	T.Oil
1	3L	3R	1	45	10	35	0.0	0.0	0.0	1400
2	5L	5R	1	45	14	31	0.0	1.9	1.9	1240
3	9L	9R	3	40	18	69	1.9	9.5	7.6	2760
4	10L	10R	3	40	18	63	9.5	17.1	7.6	2520
5	11L	11R	3	40	22	57	17.1	26.4	9.3	2280
6	12L	12R	2	40	26	34	26.4	33.7	7.3	1360
7	13L	13R	1	40	26	15	33.7	37.3	3.6	600
8	2L	2R	0	40	10	0	37.3	43.0	5.7	0

Conditioner:
Type In or Select One

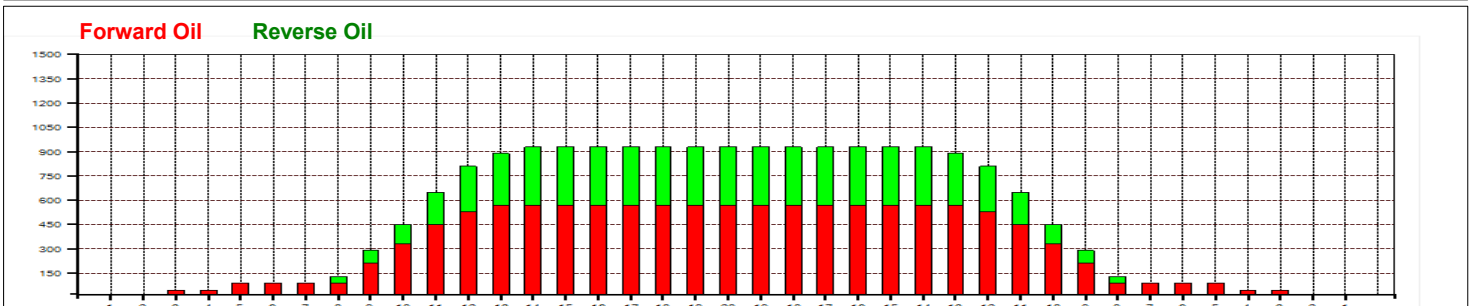
Forward
Reverse
Combined
Buff

	Start	Stop	Loads	Mics	Speed	Crossed	Start	End	Feet	T.Oil
1	2L	2R	0	40	30	0	43.0	37.0	-6.0	0
2	14L	14R	1	40	30	13	37.0	32.8	-4.2	520
3	13L	13R	1	40	30	15	32.8	28.6	-4.2	600
4	12L	12R	2	40	26	34	28.6	21.3	-7.3	1360
5	11L	11R	2	40	26	38	21.3	14.0	-7.3	1520
6	10L	10R	1	40	22	21	14.0	10.9	-3.1	840
7	9L	9R	1	40	18	23	10.9	8.4	-2.5	920
8	8L	8R	1	40	14	25	8.4	6.5	-1.9	1000
9	2L	2R	0	40	14	0	6.5	0.0	-6.5	0



名山シリーズの中で一番オイルの壁（濃淡）を感じやすいレーンコンディションです！！一見簡単に見えるかもしれないが、実は。。。比較的狭めたラインがお勧め！ ボール選択も重要かも？ by kaneko

Item	3L-7L:18L-18R	8L-12L:18L-18R	13L-17L:18L-18R	18L-18R:17R-13R	18L-18R:12R-8R	18L-18R:7R-3R
Description	Outside Track:Middle	Middle Track:Middle	Inside Track:Middle	Middle: Inside Track	Middle:Middle Track	Middle:Outside Track
Track Zone Ratio	12.92	2	1.01	1.01	2	12.92



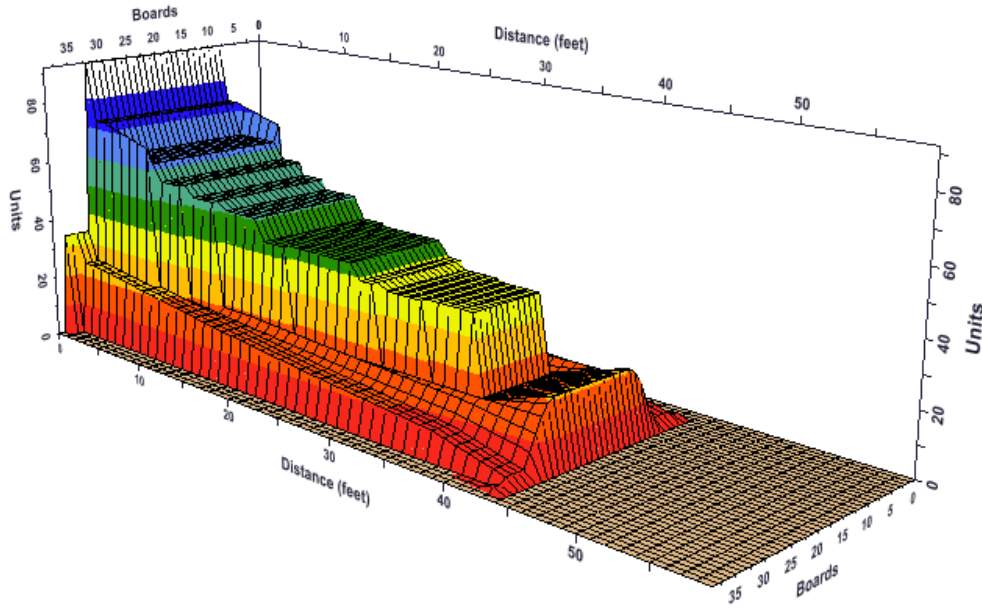


ドームハウスシリーズ 立山 43FT

Oil Pattern Distance: 43 Feet Reverse Brush Drop: 38 Feet Oil Per Board: 40 uL
 Forward Oil Total: 12.49 mL Reverse Oil Total: 6.76 mL Volume Oil Total: 19.25 mL
 Forward Boards Crossed: 304 Boards Reverse Boards Crossed: 169 Boards Total Boards Crossed: 473 Boards

	Start	Stop	Loads	Mics	Speed	Crossed	Start	End	Feet	T.Oil
1	3L	3R	1	45	10	35	0.0	0.0	0.0	1400
2	5L	5R	1	45	14	31	0.0	1.9	1.9	1240
3	9L	9R	3	40	18	69	1.9	9.5	7.6	2760
4	10L	10R	3	40	18	63	9.5	17.1	7.6	2520
5	11L	11R	3	40	22	57	17.1	26.4	9.3	2280
6	12L	12R	2	40	26	34	26.4	33.7	7.3	1360
7	13L	13R	1	40	26	15	33.7	37.3	3.6	600
8	2L	2R	0	40	10	0	37.3	43.0	5.7	0

	Start	Stop	Loads	Mics	Speed	Crossed	Start	End	Feet	T.Oil
1	2L	2R	0	40	30	0	43.0	37.0	-6.0	0
2	14L	14R	1	40	30	13	37.0	32.8	-4.2	520
3	13L	13R	1	40	30	15	32.8	28.6	-4.2	600
4	12L	12R	2	40	26	34	28.6	21.3	-7.3	1360
5	11L	11R	2	40	26	38	21.3	14.0	-7.3	1520
6	10L	10R	1	40	22	21	14.0	10.9	-3.1	840
7	9L	9R	1	40	18	23	10.9	8.4	-2.5	920
8	8L	8R	1	40	14	25	8.4	6.5	-1.9	1000
9	2L	2R	0	40	14	0	6.5	0.0	-6.5	0



- Left 90°
- Left 45°
- Front 0°
- Front 45°
- Overhead
- Right 90°
- Right 45°